


iTrax® Electronic Pressure Regulator

1604921 0-900 psi Electronic Pressure-Reducing Diaphragm Regulator Assembly

For Complete parts and service information, scan the QR code or go to manuals.nordson.com for manual 1604922.



Options for iTrax Electronic Pressure Regulator




1077144
Transducer Kit



1078125
Mounting Bracket Kit

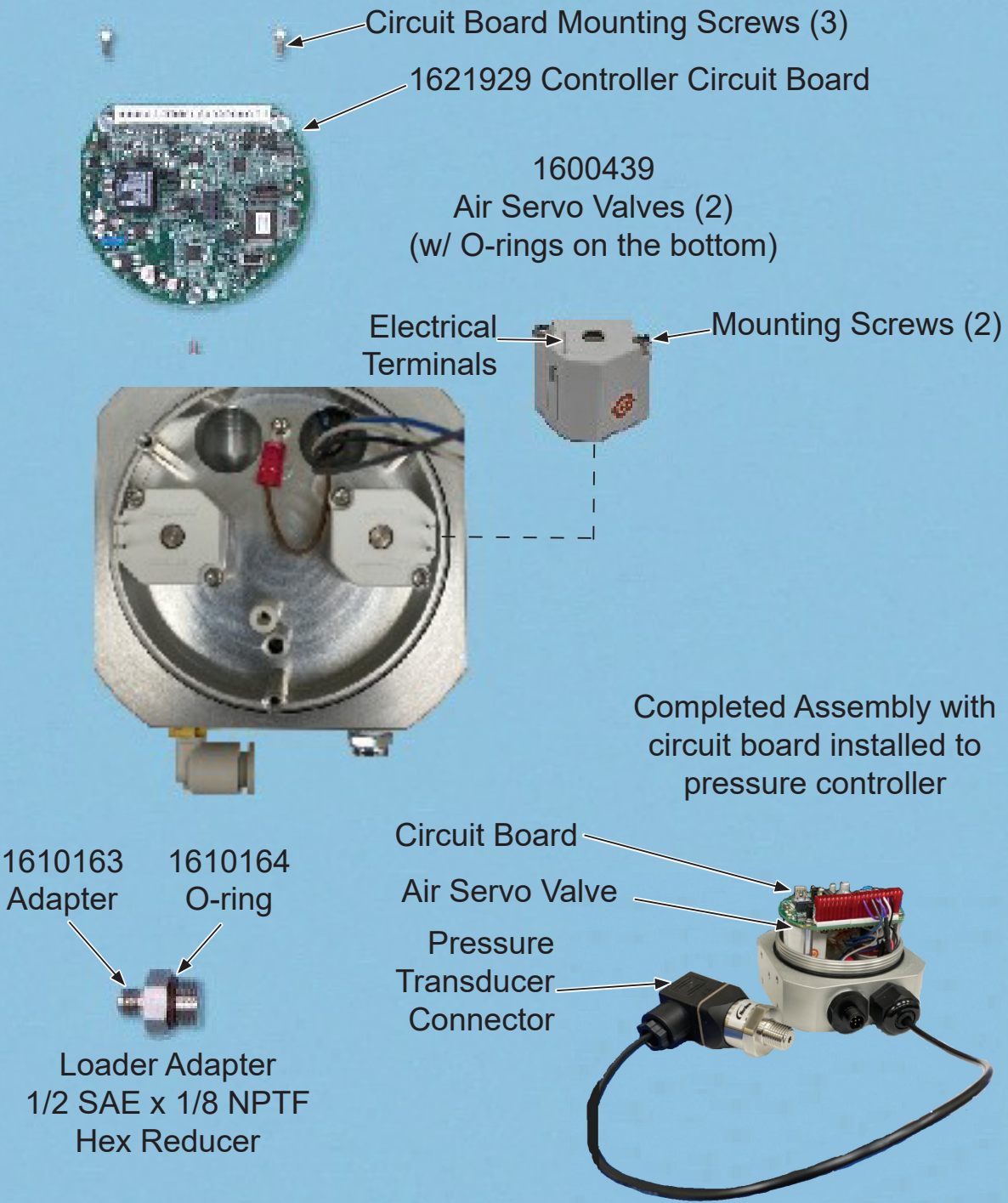


1600090
Gauge (0-1000 psi)



1612466
Cable Assembly
with connector, 3 m

1604469 Pressure Controller



Nordson Corporation Customer Service


Phone: (800) 433-9319 • E-Mail: CSNA@nordson.com
www.nordson.com




1604470 Fluid Regulator Kit

Screws (8)
Nuts(8)
(Holds loader housing together)

Loader Upper Housing




Loader Diaphragm




See NOTE A
(lubricate perimeter along mounting hold radius)

Loader Actuator
(bottom face shown)




See NOTE A (lubricate center)

Loader Lower Housing




Screws (4)
(fasten to bonnet)

Assembled Kit:
Ships assembled and pretested




1080888 Fluid Regulator Diaphragm Service Kit


Spacer
(with 940164 O-ring)




Sensor



Gylon® Diaphragm
(ships pre-formed)




Diaphragm Button




See NOTE A
(lubricate this end)

1610196 Fluid Regulator Rebuild Kit


O-Ring [(PTFE)
(Seat Seal)]




Seat




Ball




Spring



O-Ring [(PTFE)
(Back Seal Cap)]



940164
O-Ring (Spacer)



NOTE A: Use lubricant PN 1610165 on all O-rings and where shown.