

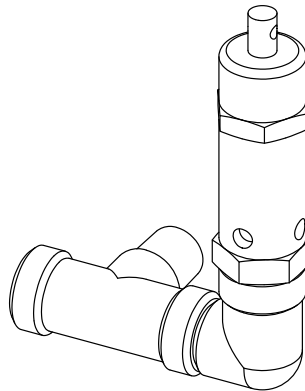
Rhino[®] SD2/XD2 Pop-Off Valve for 125-mm/160-mm Frames with 5-Gal Follower

Description

See Figure 1.

When using a 5-gal follower on a 55-gal 125-mm/160-mm frame, a Rhino[®] SD2/XD2 pop-off valve must be installed to limit the amount of air pressure that can be applied to the ram cylinders in the downward direction.

The pop-off valve uses spring force to counteract the air pressure force. When the force created from the air pressure becomes greater than the spring force, the valve pops fully open and vents air to the atmosphere.



10013822

Figure 1 Pop-Off Valve

Installation

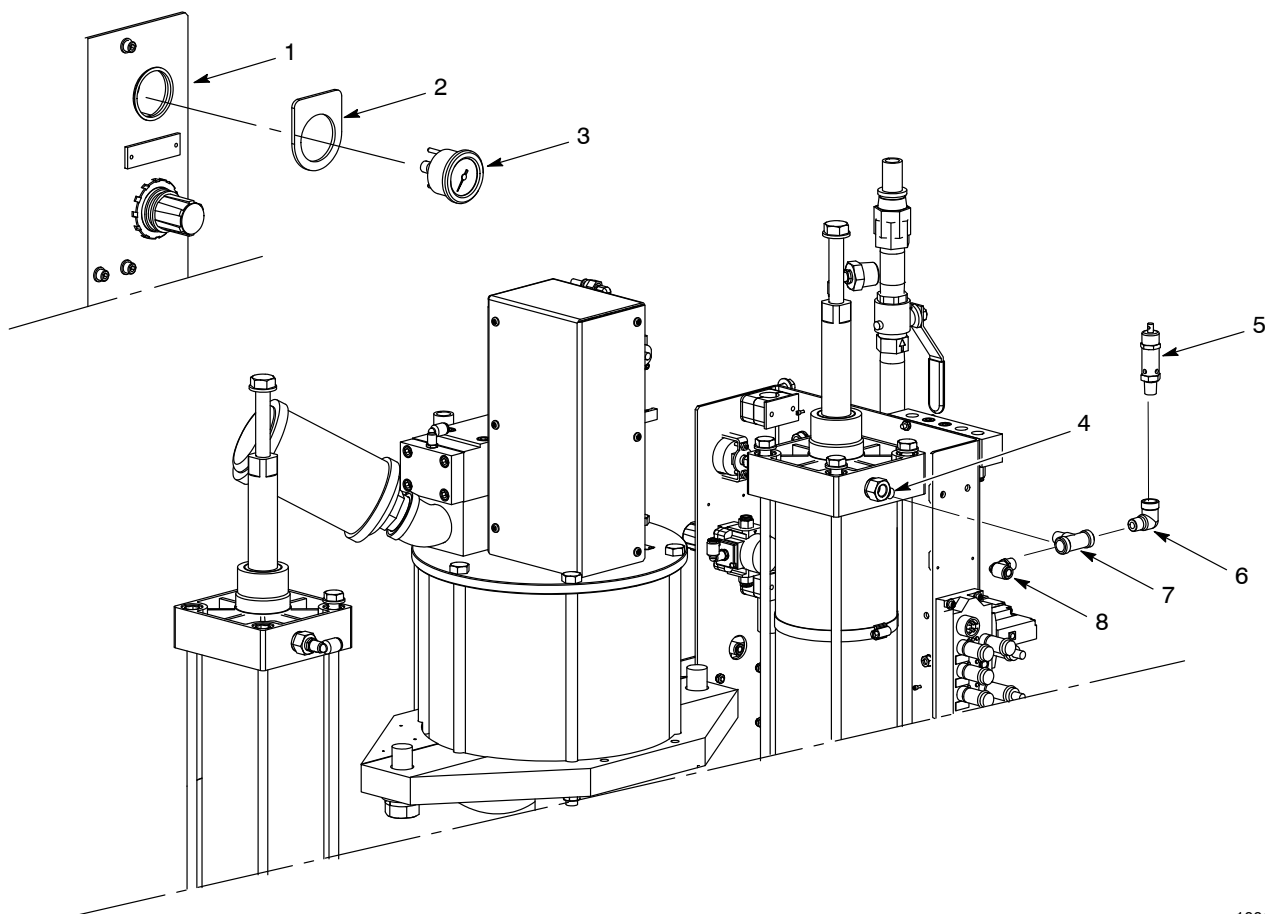
See Figure 2.

1. Disassemble the pressure gauge (3) from the control panel (1) and discard the gasket. Insert the warning label (2) and reassemble the pressure gauge.
2. Disconnect the tubing from the upper cylinder port (4) on the air cylinder closest to the pneumatic control panel. Remove the tube fitting (8) from the upper cylinder port on the air cylinder closest to the pneumatic control panel.

NOTE: Use thread adhesive on the male pipe threads of the fittings (6, 7, 8) and pop-off valve (5).

3. Install the metal T-fitting (7), oriented horizontally, into the cylinder port (4).
4. Reinstall the tube fitting (8) into the port of the metal T-fitting (7) closest to the air motor. Install the elbow (6) in the opposite side of the metal T-fitting with the open port of the elbow oriented upward.
5. Install the pop-off valve (5) into the elbow (6).
6. Reconnect the tubing to the tube fitting (8).

FRONT VIEW OF CONTROL PANEL



10013822

Figure 2 Installing the Pop-Off Valve

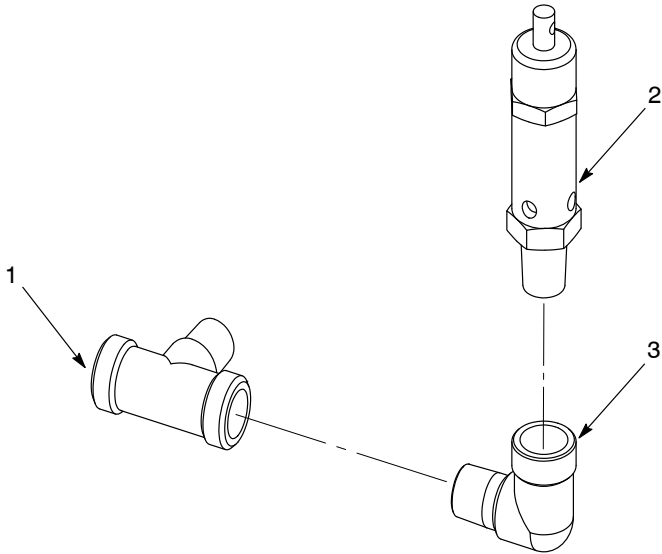
NOTE: For clarity, some parts are not shown.

Parts

To order parts, call the Nordson Industrial Coating Customer Support Center at (800) 433-9319 or contact your local Nordson representative.

Pop-Off Valve

See Figure 3 and refer to the following parts list.



10013822

Figure 3 Pop-Off Valve

Item	Part	Description	Quantity	Note
—	1606576	MODULE, 5 gal-follower, 125-/160-mm frame, 20 psi, pop-off	1	
1	-----	• TEE, male, branch, auto, ¼, steel, zinc	1	
2	1044608	• VALVE, safety pop-off, 20 psi, brass	1	
3	-----	• ELBOW, pipe, hydraulic, 90, ¼, steel, zinc	1	
NS	-----	• LABEL, warning, do not exceed, 15 psi, 5 gal	1	
NS	900481	• ADHESIVE, pipe/thread/hydraulic sealant	1	
NS: Not Shown				

Issued 4/18

Original copyright date 2018. Rhino, Nordson, and the Nordson logo are registered trademarks of Nordson Corporation.

All other trademarks are the property of their respective owners.