

Description

See Figure 1. The Rhino Two-Handle CE Hose Module consists of hoses, tubing, connectors, and the hardware necessary to connect the pneumatic control components from the bulk unloader control module to the pump and follower plate. Refer to the *Hose and Tubing Connections* section to install the hose module.

Parts

See Figure 1 and the following parts list. To order parts, call the Nordson Customer Service Center or a local Nordson representative.

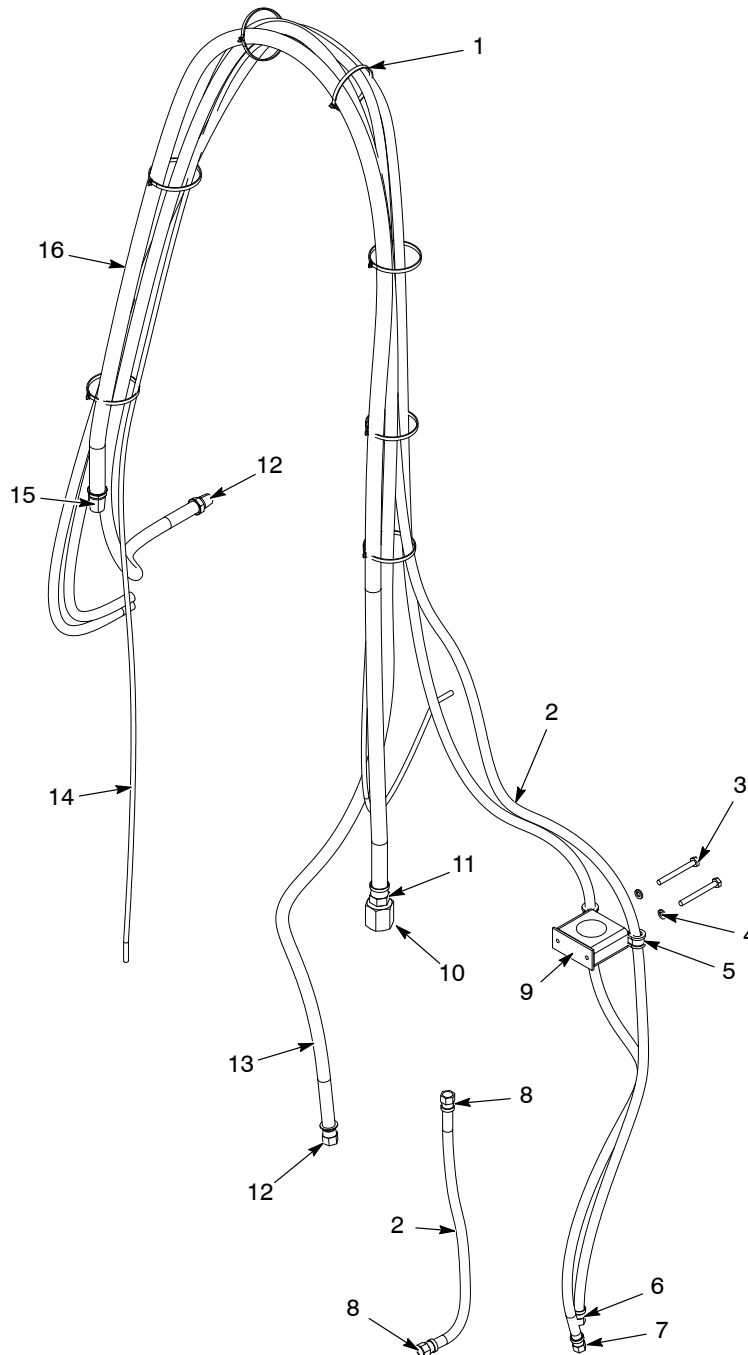


Figure 1 Hose Module Parts

2 Rhino SD2/XD2 Runaway Sensors

Item	Part	Part	Description	Quantity	Note
—	1613459	—	MODULE, hose, Rhino, two-hand CE, depressurize	1	
—	—	1083446	MODULE, hose, Rhino, two-hand CE	1	
1	324289	324289	• STRAP, cable, 0.06-4.00, black	10	
2	281858	—	• HOSE, -08, LP, synthetic, fiber, M2B	5 ft	
3	981647	—	• SCREW, socket, 1/4-20 x 2.500, zinc, class 12.9, per 4762	2	
4	983141	—	• WASHER, lock, E, internal, 1/4, steel, zinc, per ISO 7089	2	
5	1045607	—	• CLAMP, hose, 0.50 OD, cushion	2	
6	329830	—	• CONNECTOR, female, 1/4 hose, 1/2-20 barbed	2	
7	329829	—	• CONNECTOR, female, 1/4 hose, 7/16-20 barbed	2	
8	-----	-----	• CONNECTOR, female, barbed, 3/8 T x 9/16-18, brass	1	
9	282785	—	• CLAMPS, 1-1/2 ID	1	
10	-----	-----	• FITTING, tube, 1-1/16-12 x 3/4	1	
11	972024	972024	• CONNECTOR, female 1/2 hose, 3/4-16 barbed	1	
12	-----	-----	• CONNECTOR, barbed, 3/8 BSPT x 3/8 hose, brass	1	
13	1045605	1045605	• HOSE, air, 3/8 ID x 5/8 OD, 300 psi	9 ft	
14	1082731	1082731	• TUBING, 6 mm Nylon, blue, flame resistant	7 ft	
15	-----	-----	• CONNECTOR, barbed, 1/2 BSPT x 1/2 hose, brass	1	
16	281858	281858	• HOSE, 1/2 ID pushlock	5 ft	
NS	900481	900481	• ADHESIVE, pipe/thread/hydraulic sealant (PST)	AR	A
NOTE A: Apply item 17 to pipe threads.					
AR: As Required					

Hose and Tubing Connections (Standard)

See Figure 2 for hose and tubing connections.

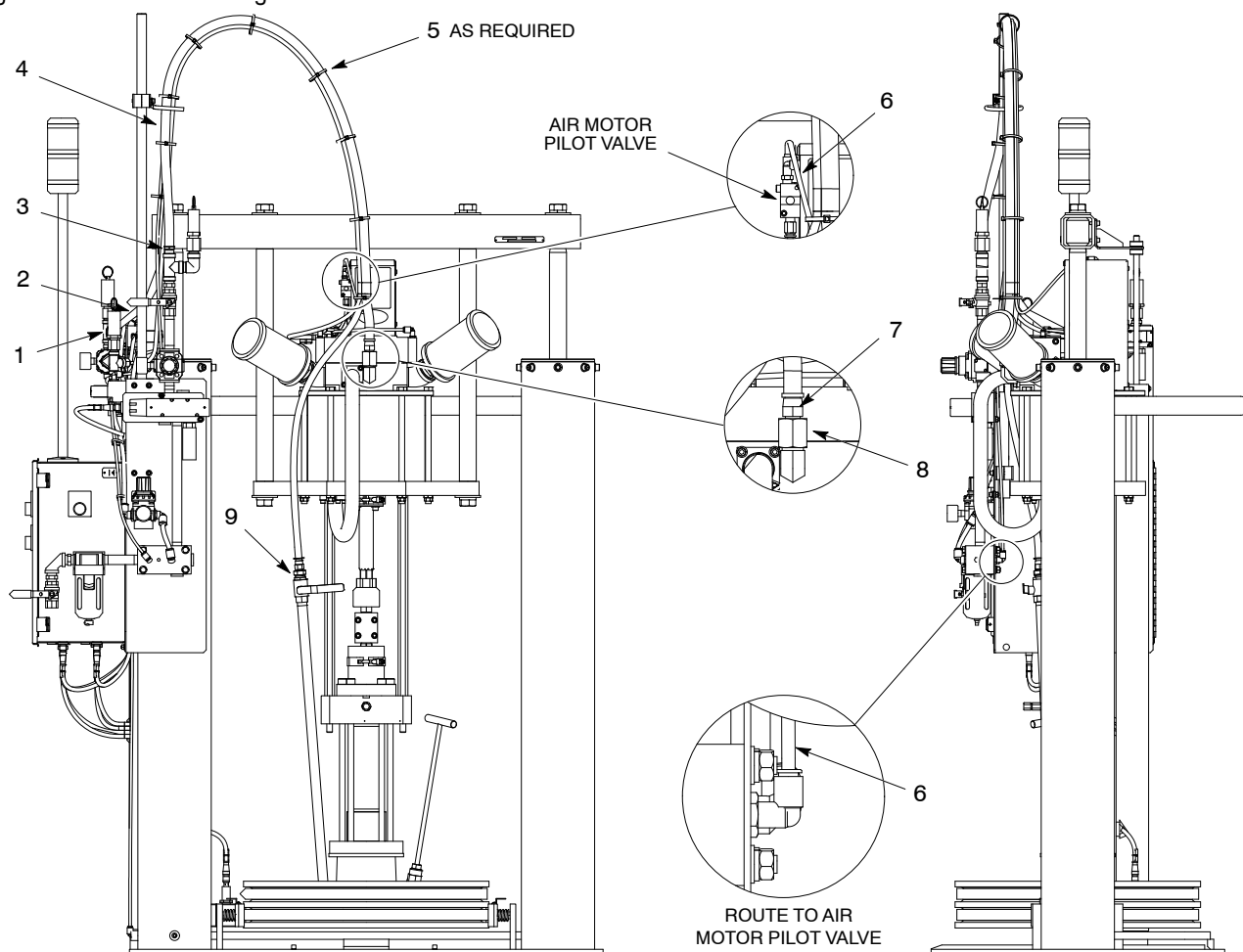


Figure 2 Hose and Tubing Connections

- | | | |
|--|--|--|
| 1. CONNECTOR, barbed, 3/8 BSPT x 3/8 hose, brass | 4. HOSE, 1/2 ID, push lock | 7. CONNECTOR, female, 1/2 hose, 3/4-16 barbed |
| 2. HOSE, air, 3/8 ID x 5/8 OD, 300 psi | 5. STRAP, cable, 0.06-4.00, black | 8. FITTING, tube, 1-1/16-12 x 3/4 |
| 3. CONNECTOR, barbed, 1/2 BSPT x 1/2 hose, brass | 6. TUBING, 6 mm nylon, blue, flame resistant | 9. CONNECTOR, female, barbed, 3/8 T x 9/16-18, brass |

Note: Apply adhesive to pipe threads.

Hose and Tubing Connections (Optional Depressurization)

See Figure 2 for hose and tubing connections.

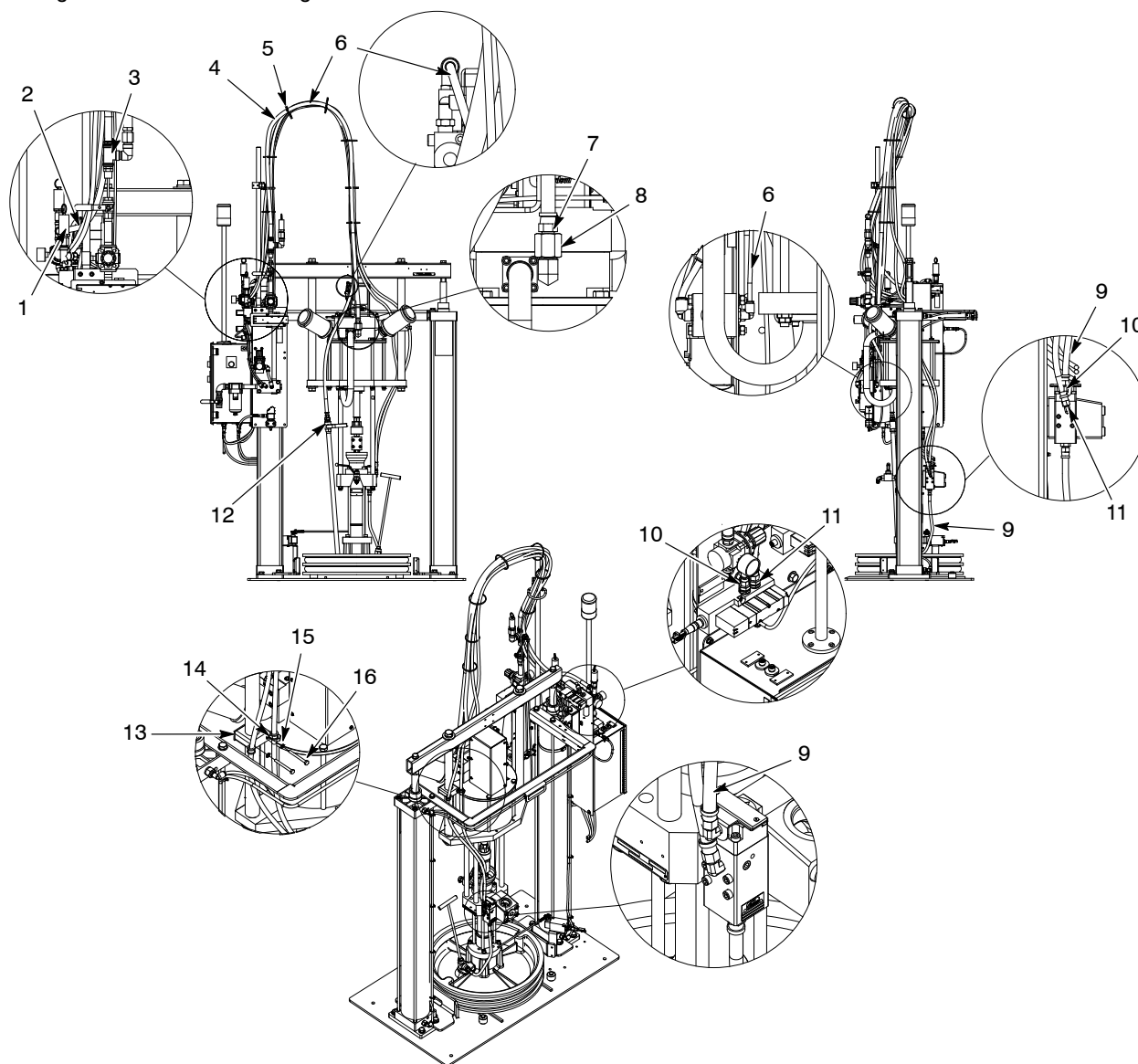


Figure 3 Hose and Tubing Connections

- | | | |
|--|---|---|
| 1. Connector, barbed, $\frac{3}{8}$ BSPT x $\frac{3}{8}$ hose, brass | 7. Connector, female, $\frac{1}{2}$ hose, $\frac{3}{4}$ -16 barbed | 12. Connector, female, barbed, $\frac{3}{8}$ T, $\frac{9}{16}$ -18, brass |
| 2. Hose, -06, LP, synthetic, fiber, M2B | 8. Fitting, tube, $1\text{-}\frac{1}{16}$ -12 x $\frac{3}{4}$ | 13. Clamp, 1- $\frac{1}{2}$ ID |
| 3. Connector, barbed, $\frac{1}{2}$ BSPT x $\frac{1}{2}$ hose, brass | 9. HOSE, -04, LP, synthetic, fiber, M2B | 14. Clamp, hose, 0.50 OD, cushion |
| 4. Hose, -08, LP, synthetic, fiber, M2B | 10. Connector, female, $\frac{1}{4}$ hose, $\frac{7}{16}$ -20, barbed | 15. Washer, lock, E, internal, $\frac{1}{4}$ steel, zinc |
| 5. Strap, cable, 0.06-4.00, black | 11. Connector, female, $\frac{1}{4}$ hose, $\frac{1}{2}$ -20 barbed | 16. Screw, socket, $\frac{1}{4}$ -20 x 2.500, zinc |
| 6. Tubing, 6 mm, nylon, blue, flame resistant | | |

Note: Apply adhesive to pipe threads.

Issued 2/19

Original copyright date 2007. Nordson, the Nordson logo, and Rhino are registered trademarks of Nordson Corporation. All other trademarks are the property of their respective owners.